

Using the Internet to help with Phonics

Target Group:

Lower KS1

Learning Outcome s:

- Pupils will improve their auditory skills.
- Pupils will show enjoyment of reading and writing activities.
- Pupils will increase their sight vocabulary
- Pupils will learn that the Internet is a source of information.

Materials: connection to the Internet, worksheet.

Activity:

A small group of children who need phonics help should be seated around the computer which needs to be connected to the Internet.

Log on to www.naturegrid.org.uk/infant/index.html and click on Sebastian's Rhyme, from Big Books. The teacher will read the story first and the children should try to think of rhyming words, then the children will read the story individually or as a group. This time the teacher makes a list of all the words thought up by the children. These can be entered into a word bank or put up on the board.

Away from the computer write out, or using a word processing package such as Write Away, Textease or Clicker discuss nonsense rhyming sentences, e.g. The rat and the bat sat on the mat, using the words previously suggested.

The children will then draw pictures to illustrate their funny sentences. These should be scanned and added to their word processed sentences.

Follow-up/Reinforcement:

Worksheets to emphasise rhyme *example below.

Name.....

Class.....

ap

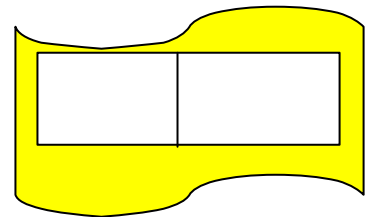
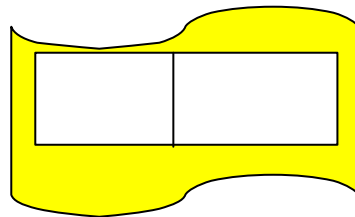
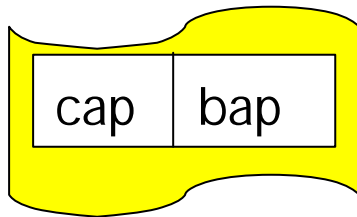
1. Colour the words that rhyme with 'cap'



rap	hop	mop	map
top	pop	nap	lop
tap	chop	shop	lap



2. Put the words that rhyme with 'cap' into pairs.



2. Make a silly sentence with each pair of words.

The **bap** is in the **cap**.

.....

.....

