

Name..... Date.....

Using ICT in Maths: Learning about Shape

Target Group: Small group of KS3 SLD Pupils with very poor maths skills within a class of MLD pupils.

Learning Outcome s:

Materials: CD ROM All about Shape and Space. Access to Internet. Worksheet, digital camera. Selection of shapes. Flash cards with shape vocabulary. Word/Dazzle

Activity:

Introduction: General whole class discussion on work covered so far on shape and space. Revision of shape names and properties.

Main Session: Rest of class working at 3d shape from text books etc. The group will open up program from main menu. They will work through the three relevant parts – Learn about Shapes (Look and Learn & Sorting), Shapes All Around Us (Shapes at Home & Out and About), Activities (Write). All work should be saved and printed.

Pupils will then be given a list of 2d shapes to draw and label using the computer.

They will then use the instruction sheet to access the website

<http://www.bbc.co.uk/education/megashapes/index.shtml> and complete the activities.

The pupils will go with classroom assistant around the school taking photographs to illustrate 2d shapes.

Follow-up/Reinforcement:

Pupils could produce some pages of a multimedia book on shape.

Name..... Date.....

Megamaths Help Card

1. Start up Computer.

2. Click on Internet icon.



3. Type in website address.

www.bbc.co.uk/megamaths/index.html

4. Now click on World of Shapes

5. Click on Java Class

6. Wait until loading is complete.

7. Click on Investigate

8. Select Level Wiz

9. Choose a shape

10. Click on each question and choose answer.

11. When writing flashes, move on to next question

Name..... Date.....

12. At the end of the questions, choose a new shape.

Shape Worksheet 1

Circle


round	curved	corners	yellow
angles	clock	ring	pizza

This is a c _____


It is r _____

It has no c _____ or a _____

The circle is y _____




Can you name these round things?



P _____



C _____



r _____