

Name..... Date.....

Using ICT in Language: Living Books CD ROMs
The Tortoise and the Hare

Target Group: KS1

Learning Outcome s:

Pupils will listen to the story and respond appropriately.

Pupils will recognize and name letters of the alphabet.

Pupils will make simple predictions.

Pupils will compose, with help, simple sentences and spell simple words recognizably.

Pupils will know that words, pictures and sounds can be stored electronically.

Materials:

Living Books CD ROM, Worksheets, access to the Internet. <http://www.tortoise.org/tortcall.html>

Activity:

Introduction: Discussion as to who knows the story of the Tortoise and the Hare. Show children an example of the book version.

Main Session: SEN group : Install the CD ROM and show children how to navigate through the disc. Discuss what is happening and ask children to predict what will happen next.

Complete worksheet

Show children how to access the Internet and how to click on the sound waves to hear the tortoises.

Main class: Read through the story from the book and complete activities based on story or perhaps re-write and illustrate story etc.

Follow-up/Reinforcement:

Finding out about keeping a tortoise –perhaps have someone from the pet shop in to talk to the children. Take photographs etc.

Name..... Date.....

The Hare and the Tortoise

Tick the correct answer. ✓

1. Who can run the fastest?

The Hare

The Tortoise

2. Why was the Tortoise smiling at the end of the race?

He lost the race.

He won the race.

3. How do you think the Hare felt at the end of the race?

Happy


Sad

4. Why didn't the Hare lose the race?

He fell down.

He fell asleep.

5. Write one thing you know about tortoises.




Name..... Date.....

The Hare and the Tortoise

Tick the correct answer. ✓

- | | Yes | no |
|---|--------------------------|--------------------------|
| 1. The Hare and the Tortoise ran in a race. | <input type="checkbox"/> | <input type="checkbox"/> |
| 2. The Tortoise went to sleep. | <input type="checkbox"/> | <input type="checkbox"/> |
| 3. The Hare helped the Tortoise. | <input type="checkbox"/> | <input type="checkbox"/> |
| 4. The Tortoise won the race. | <input type="checkbox"/> | <input type="checkbox"/> |
| 5. The Hare was a show off. | <input type="checkbox"/> | <input type="checkbox"/> |
| 6. The Tortoise ran quickly. | <input type="checkbox"/> | <input type="checkbox"/> |
| 7. The Hare stopped to eat. | <input type="checkbox"/> | <input type="checkbox"/> |
| 8. The Tortoise took a taxi home. | <input type="checkbox"/> | <input type="checkbox"/> |



Name..... Date.....

The Hare and the Tortoise

Place the correct word in each space.

1. The story is about a T_ _ _ _ _ and a H_ _ _.
2. The Tortoise moved s_ _ _ _ _.
3. The Hare moved q_ _ _ _ _.
4. They had a r_ _ _.
5. The Tortoise w_ _.

tortoise	hare	slowly
quickly	race	won

Draw a picture here.

Name..... Date.....

The Hare and the Tortoise

Use the correct word.

large or small

1. A tortoise is s_ _ _ _.
2. An elephant is l_ _ _ _.
3. A mouse is s_ _ _ _.
4. A giraffe is l_ _ _ _.
5. A hare is l_ _ _ _.
6. A horse is l_ _ _ _.
7. A cat is s_ _ _ _.

Draw a large animal.

Draw a small animal



Name..... Date.....

The Hare and the Tortoise

Put a ring around the words that describe the tortoise.

slow

fast

noisy

sensible


steady

quiet

busy

friendly

Write a sentence about the tortoise with some of the words.



Name..... Date.....

The Hare and the Tortoise

Put a ring around the words that describe the hare.

fast

busy

slow

quick

hungry

tired

sleepy

show-off



Write a sentence about the hare with some of the words.